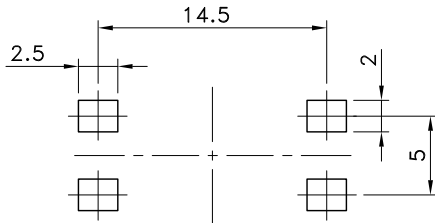
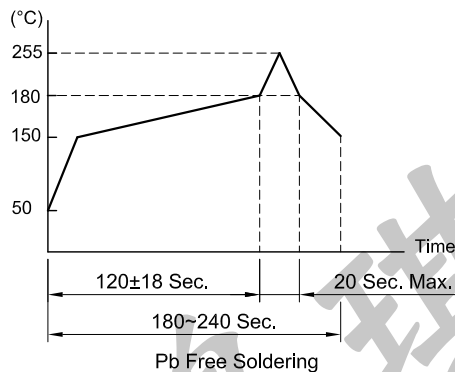


P.C.B TERMINAL POSITION

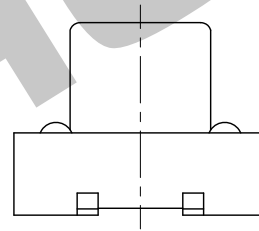


SOLDERING CONDITIONS

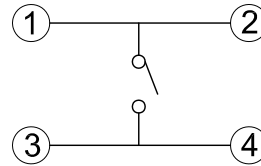


5	Contact	C5210R-EH	1	Ag 0.5u
4	Terminal	C2680R-EH	1	Ag 0.5u
3	Cover	SPTE	1	Sn
2	Stem	6T (ARLEN)	1	
1	Case	6T (ARLEN)	1	
No.	Parts	Material	Q'ty	Finish

Part No.	H (Height)	I (Width)	Package
STS-135-A2	4.3mm	ø6.8	900 Pcs/Reel
STS-135-C2	7.5mm	ø6.6	500 Pcs/Reel
STS-135-D2	8.5mm	ø6.6	500 Pcs/Reel
STS-135-E2	9.5mm	ø6.6	450 Pcs/Reel
STS-135-F2	12.0mm	ø6.5	250 Pcs/Reel



CIRCUIT ARRANGEMENT



SPECIFICATIONS

- Rating : DC 12V 50mA Max.
- Contact Resistance : 100mΩ Max.
- Insulation Resistance : 100MΩ Min. at DC 100V
- Dielectric Strength : AC 250V for 1 Minute
- Force : 260±50 gf
- Stroke : 0.3±0.1 mm
- Life : 50,000 Cycles
- Operating Temperature Range : -20~+70°C
- Storage Temperature Range : -30~+80°C

REVISION:		DATE:		REVISION:		DATE:	
UNIT:mm	THIRD ANGLE PROJECTION METHOD	TOL. UNLESS OTHERWISE STATED:±0.3		CODE NO.:HCH-2062 (Y)			
ISSUED	CONFIRMED	<b>HCH</b> ISO9001 Certified ISO14001 Certified 鴻琪股份有限公司		PART NO.			
John	Elvis			STS-135-A2~F2			
2016.09.23	2016.09.23						