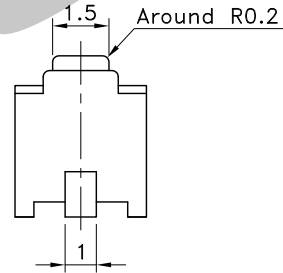
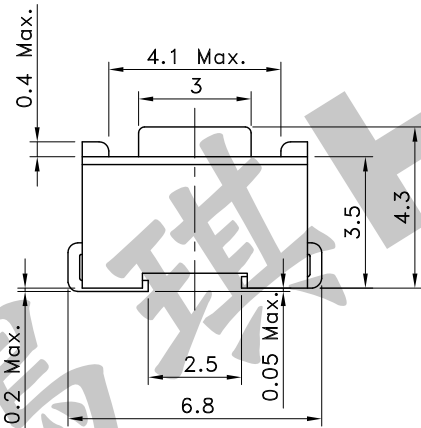
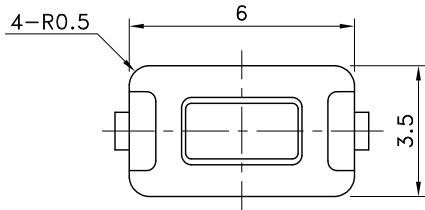
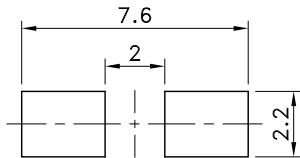


5	Contact	Stainless Steel	Ag Clad	
4	Terminal	Brass	Ag Plating	
3	Stem	PPS		UL94V-0
2	Cover	Stainless Steel		
1	Case	PPS		UL94V-0, Brown
No.	Parts	Material	Finish	Remarks

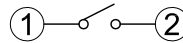
PART NO.	Operating Force	Life	STEM COLOR
STS-105-A	180±50gf	40,000 Cycles	Black
STS-105-B	260±50gf	30,000 Cycles	Natural



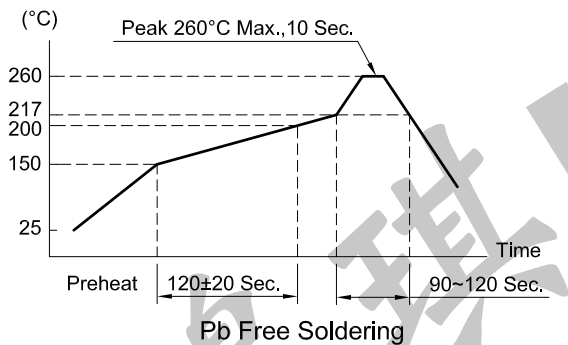
P.C.B TERMINAL POSITION



CIRCUIT ARRANGEMENT



SOLDERING CONDITIONS



SPECIFICATIONS

1. Rating : DC 12V 50mA
2. Contact Resistance : 100mΩ Max.
3. Insulation Resistance : 100MΩ Min. at DC 100V
4. Dielectric Strength : AC 250V for 1 Minute
5. Stroke : 0.25^{+0.2}_{-0.1}mm
6. Taping : 1,800 Pcs/Reel
7. Operating Temperature Range : -20~+70°C
8. Storage Temperature Range : -30~+80°C

REVISION:	DATE:	REVISION:	DATE:
UNIT:mm	THIRD ANGLE PROJECTION METHOD	TOL. UNLESS OTHERWISE STATED:±0.3	CODE NO.:HCH-1455-1
ISSUED	CONFIRMED	PART NO.	
<i>John</i>	<i>Elvis</i>	STS-105	
2021.08.02	2021.08.02	HCH ISO9001 Certified ISO14001 Certified HORNG CHIH 鴻琪股份有限公司	