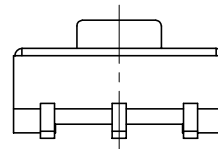
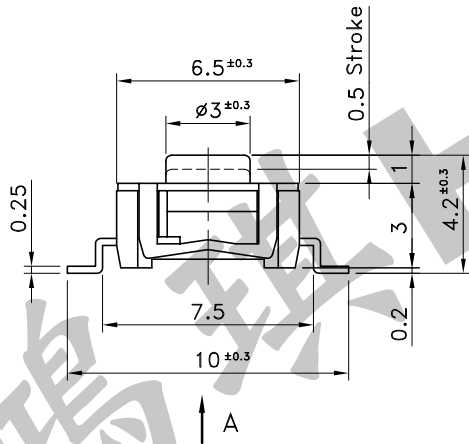
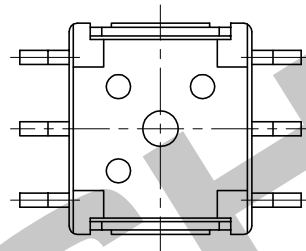
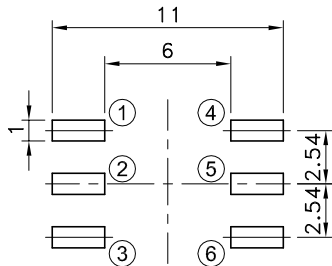


VIEW A

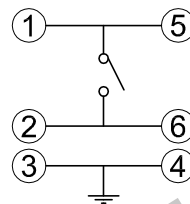


P.C.B TERMINAL POSITION

CIRCUIT ARRANGEMENT

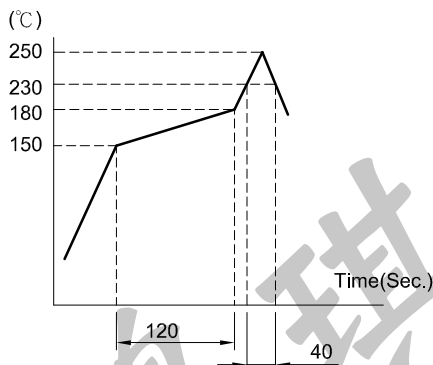


③, ④ Terminal is a ground terminal, please connect to the ground. This ground terminal is connected to a metal frame.



SOLDERING CONDITIONS

SPECIFICATIONS



Pb Free Soldering

- | | |
|--------------------------------|--|
| 1. Rating | : DC 48V 50mA Max.
DC 20mV 0.5mA Min. |
| 2. Contact Resistance | : 100mΩ Max. |
| 3. Insulation Resistance | : 100MΩ Min. at DC 100V |
| 4. Dielectric strength | : AC 250V for 1 Minute |
| 5. Operating Force | : 200±100gf |
| 6. Stroke | : 0.5±0.3mm |
| 7. Life | : 1,000,000 Cycles |
| 8. Package | : 1,000 Pcs/Reel |
| 9. Operating Temperature Range | : -25~+70°C |
| 10. Storage Temperature Range | : -40~+70°C |

REVISION:		DATE:		REVISION:		DATE:	
UNIT:mm		THIRD ANGLE PROJECTION METHOD		TOL. UNLESS OTHERWISE STATED:±0.3		CODE NO.: HCH-1954	
ISSUED		CONFIRMED		 HCH ® HORNG CHIH ISO9001 Certified ISO14001 Certified 鴻琪股份有限公司		PART NO. STS-082	
<i>John</i> 2014.03.07		<i>Elvis</i> 2014.03.07					