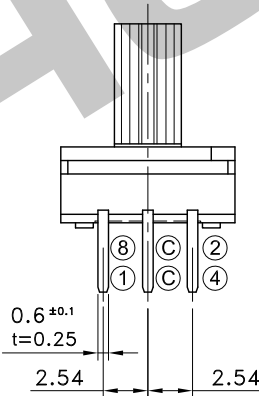
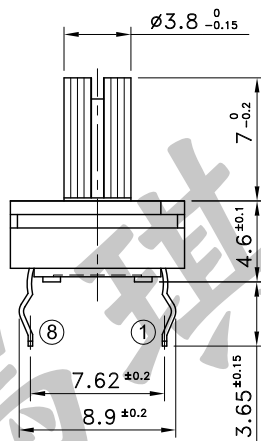
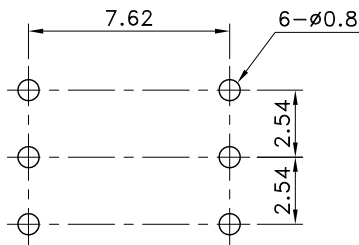


9	Terminal	Brass	Tin Plated	
8	Terminal Contact	Brass	Gold Plated	
7	Movable Contact	Copper Alloy	Gold Plated	
6	Spacer	Stainless Steel		
5	Step	Stainless Steel		
4	Seal	Silicone Rubber		Black
3	Rotor	Thermoplastic		White
2	Cover	Thermoplastic		Blue
1	Base	Thermoplastic		Blue
No.	Parts	Material	Finish	Remarks



P.C.B TERMINAL POSITION

CODE FORMAT



Part No. (No. of Positions)	RRS-3001 (10 Positions)									
Position	0	1	2	3	4	5	6	7	8	9
Real Code	8								●	●
	4				●	●	●	●		
	2		●	●			●	●		
	1	●		●	●		●	●		●

● --- Contact Closed

SOLDERING CONDITIONS

SPECIFICATIONS

	Temperature (°C)	Time (Sec.)
Auto Soldering	260±5	10 Max.
Manual Soldering	350	3 Max.
	270	5 Max.

- Rating Non Switching : Max. DC 50V 100mA
Switching : DC 24V 25mA
- Contact Resistance : 100mΩ Max.
- Insulation Resistance : 1,000MΩ Min. at DC 100V
- Dielectric strength : AC 250V for 1 Minute
- Operating Force : 200 gf · cm Max.
- Life : 20,000 Cycles
- Operating Temperature Range : -40~+85°C
- Storage Temperature Range : -40~+85°C
- Water Proof : IP67

REVISION:	DATE:	REVISION:	DATE:
UNIT:mm	THIRD ANGLE PROJECTION METHOD	TOL. UNLESS OTHERWISE STATED:±0.3	CODE NO.: HCH-2414
ISSUED	CONFIRMED	PART NO.	
<i>John</i>	<i>Elvis</i>	RRS-3001	
2021.04.13	2021.04.13	HORNG CHIH HCH ISO9001 Certified ISO14001 Certified 鴻琪股份有限公司	