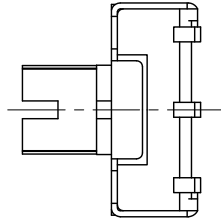
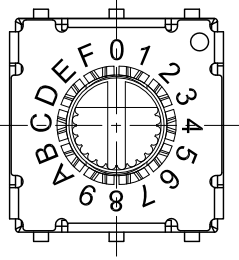
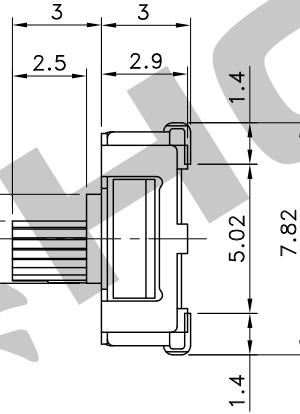
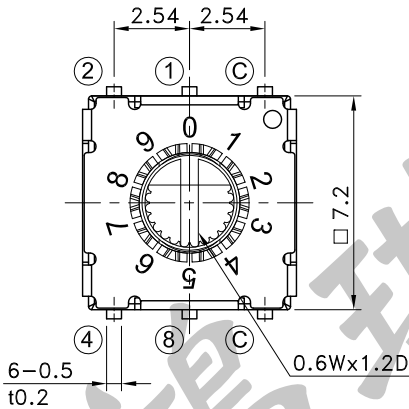


[RRS-1902]

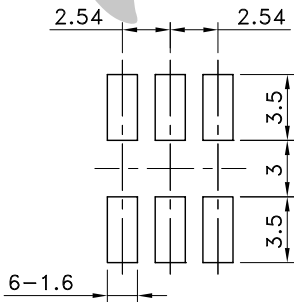


9	Terminal	Brass	Gold Plated
8	Terminal Contact	Brass	Gold Plated
7	Movable Contact	Copper Alloy	Gold Plated
6	Spacer	Stainless Steel	
5	Step	Stainless Steel	
4	Seal	Silicone Rubber	
3	Rotor	Thermoplastic	
2	Cover	Stainless Steel	
1	Base	Thermoplastic	
No.	Parts	Material	Finish

[RRS-1901]



P.C.B TERMINAL POSITION

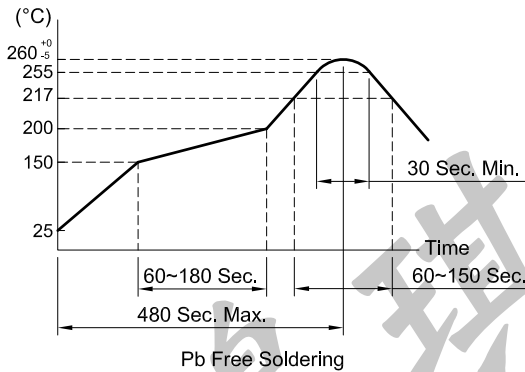


CODE FORMAT

Part No. (No. of Positions)	RRS-1902 (16 Positions)															
	RRS-1901 (10 Positions)															
Position	0	1	2	3	4	5	6	7	8	9	A	B	C	D	E	F
Real Code	8								●	●	●	●	●	●	●	●
	4					●	●	●	●			●	●	●	●	●
	2			●	●			●	●			●	●		●	●
	1	●		●		●		●	●			●	●		●	●

● --- Contact Closed

SOLDERING CONDITIONS



SPECIFICATIONS

- Rating : DC 50V 100mA (Non-Switching)
DC 50V 100mA (Switching)
- Contact Resistance : 100mΩ Max.
- Insulation Resistance : 100MΩ Min.
- Dielectric strength : AC 250V for 1 Minute
- Operating Force : 200 gf · cm Max.
- Life : 25,000 Cycles
- Package : 800 Pcs/Reel
- Operating Temperature Range : -40~+85°C
- Storage Temperature Range : -40~+85°C
- Manual soldering : Tip Temperature 350 Max.
Soldering Time 3 Sec. Max.
- Waterproof : IP67

REVISION:		DATE:		REVISION:		DATE:	
UNIT:mm	THIRD ANGLE PROJECTION METHOD	TOL. UNLESS OTHERWISE STATED:±0.3		CODE NO.:HCH-2407-1			
ISSUED	CONFIRMED	HORNG CHIH 鴻琪股份有限公司 ISO9001 Certified ISO14001 Certified		PART NO.			
John	Elvis			RRS-1901 RRS-1902			
2023.08.15	2023.08.15						