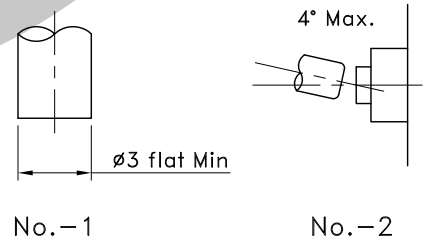
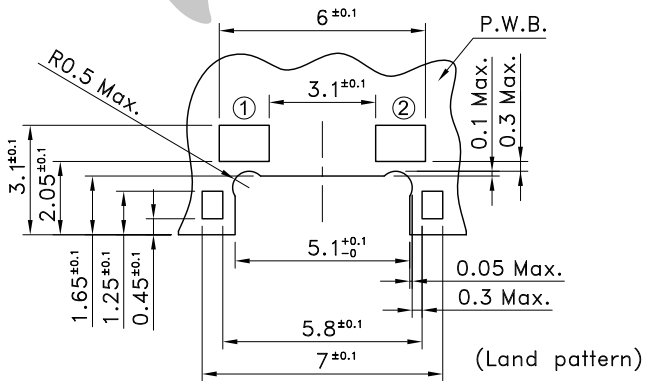


Recommended key top:
 Design key top as No.-1. Design inclination
 of key top 4 deg. max. as No.-2.
 Tolerance between switch and key top is
 within 0.3mm.



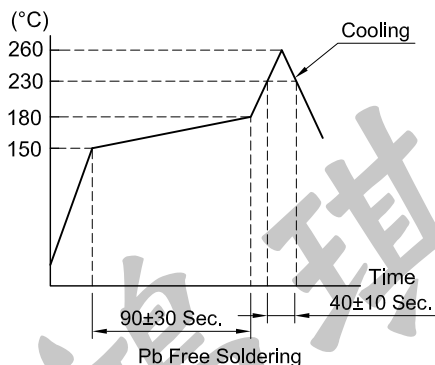
P.C.B TERMINAL POSITION

CIRCUIT ARRANGEMENT



REFLOW SOLDERING CONDITIONS

SPECIFICATIONS



1. Rating : DC 15V 20mA
2. Contact Resistance : 100mΩ Max.
3. Insulation Resistance : 100MΩ Min. at DC 100V
4. Dielectric strength : AC 250V for 1 Minute
5. Operating Force : 250±60 gf
6. Stroke : 0.7±0.15 mm
7. Life : 1,000,000 Cycles
8. Taping Package : 2,500 Pcs/Reel
9. Operating Temperature Range : -40~+85°C
10. Reflow Soldering Profile : According Reflow Profile 2 Times

REVISION:		DATE:		REVISION:		DATE:	
UNIT:mm		THIRD ANGLE PROJECTION METHOD		TOL. UNLESS OTHERWISE STATED:±0.3		CODE NO.:HCH-1078-2	
ISSUED		CONFIRMED		PART NO.			
John		Elvis		HCH HORNG CHIH		PTS-098	
2013.06.21		2013.06.21		ISO9001 Certified ISO14001 Certified 鴻琪股份有限公司			