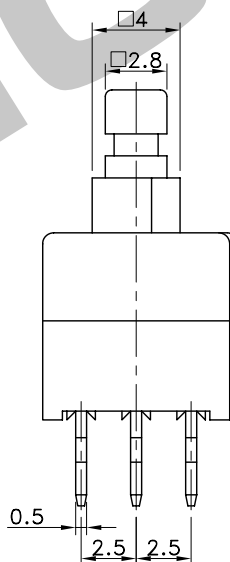
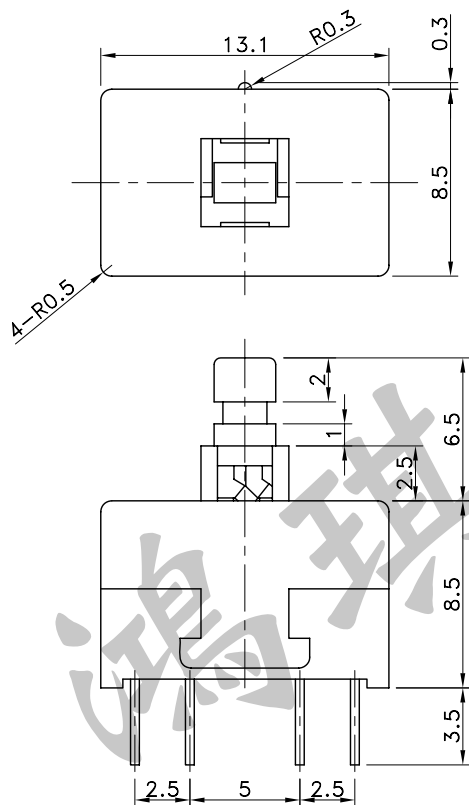
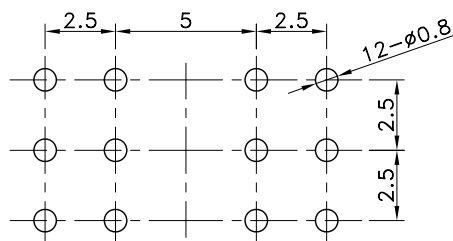


8	Clip	Phosphor Bronze	Ag Clad	
7	Coil Spring	Stainless Steel		
6	Cam Stick	Stainless Steel		
5	Cover	Nylon		Black
4	Terminal	Brass	Ag Plating	
3	Support	PBT		Natural
2	Push Plate	Acetal		White
1	Case	PBT		Black
No.	Parts	Material	Finish	Remarks



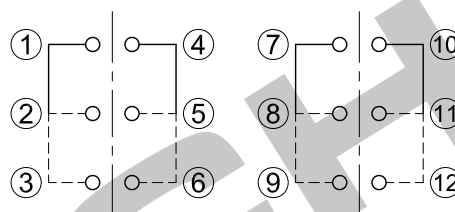
P.C.B TERMINAL POSITION



SOLDER HEAT RESISTANCE

	Temperature (°C)	Time (Sec.)
Dip Soldering	260±5	5±1
Manual Soldering	350±10	3

CIRCUIT ARRANGEMENT



SPECIFICATIONS

- 1. Rating : DC 30V 100 mA
- 2. Contact Resistance : 50mΩ Max.
- 3. Insulation Resistance : 100MΩ Min. at DC 500V
- 4. Dielectric Strength : AC 500V for 1 Minute
- 5. Operating Force : 300±70gf
- 6. Stroke : Full stroke:2.5mm
Lock stroke:1.5mm
- 7. Life : 10,000 Cycles
- 8. Operating Temperature Range : -40~+70°C
- 9. Storage Temperature Range : -30~+80°C

REVISION:		DATE:		REVISION:		DATE:	
UNIT:mm		THIRD ANGLE PROJECTION METHOD		TOL. UNLESS OTHERWISE STATED:±0.3		CODE NO.:HCH-1140-2	
ISSUED		CONFIRMED		HORNG CHIH HONG CHIH 鴻琪股份有限公司 		PART NO. PTS-034S	
<i>John</i>		<i>Elvis</i>					
2010.03.19		2010.03.19					