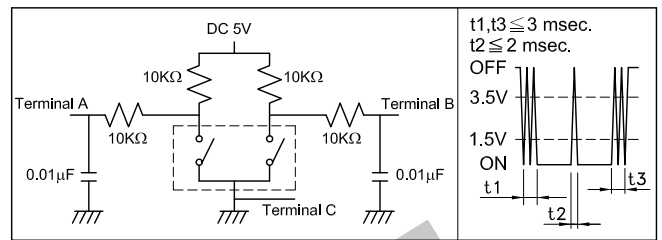


SPECIFICATIONS

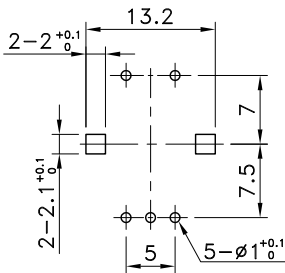
ELECTRICAL CHARACTERISTICS

- Rating (Rotary Switch Portion) : DC 5V 0.5mA (Terminals A and B)
DC 5V 1mA (Terminal C)
(Push Switch Portion) : DC 5V 5mA
- Contact Resistance : 100mΩ Max.(Push Switch Portion)
- Insulation Resistance : 10MΩ Min.at DC 50V
- Dielectric Strength : AC 50V for 1 minute
- Output Signal Format
- Resolution : 12 Pulses /360° for Each Phase
- Chattering : Measurement shall be done under the measuring circuit in figure below by rotating the shaft at a speed of 360° per second. Chattering is specified by the signal's passage time from 3.5 to 1.5V or from 1.5 to 3.5V of each switching position (code OFF → ON or ON → OFF).

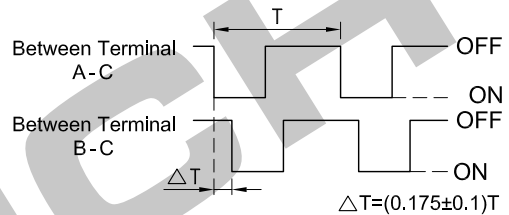
Shaft Rotational Direction	Signal	Output
C.W	A (Terminal A-C)	OFF ON
	B (Terminal B-C)	OFF ON



P.C.B TERMINAL POSITION



- Phase Difference : The shaft shall be rotated at constant speed (for those not having detents).



- Operating Temperature Range : -10~+70°C

SOLDERING CONDITIONS

	Temperature (°C)	Time (Sec.)
Auto Soldering	255±5	5±1
Manual Soldering	380±10	3 ⁺¹ ₀

MECHANICAL CHARACTERISTICS

- Rotational Angle : 360°(Endless)
- Position Detents : 12 Detents (30±3° Step)
- Detent Torque : 20~200 gf • cm
- Life (Rotary Switch Portion) : 30,000 Cycles
(Push Switch Portion) : 20,000 Cycles
- Shaft Play in Axial Direction : 0.4 mm p-p Max.
- Force : 400⁺¹⁵⁰₋₁₀₀ gf
- Stroke : 0.5^{+0.4}_{-0.3} mm

REVISION:	DATE:	REVISION:	DATE:
UNIT:mm	THIRD ANGLE PROJECTION METHOD	TOL. UNLESS OTHERWISE STATED:±0.3	CODE NO.:HCH-1053-2
ISSUED	CONFIRMED	PART NO.	
John	Elvis	EVR112VS-020	
2012.07.03	2012.07.03	HORNG CHIH 鴻琪股份有限公司	