
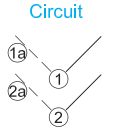
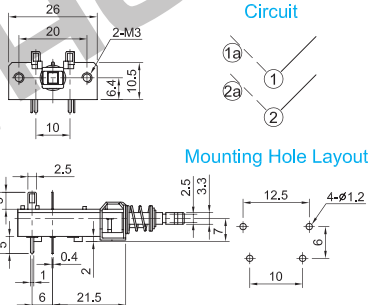

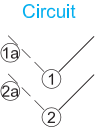
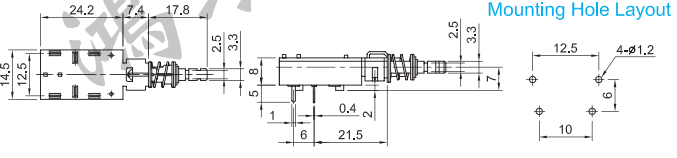

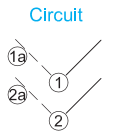
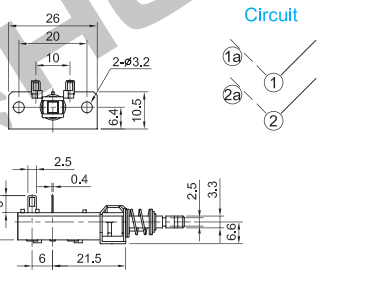

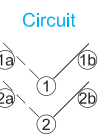
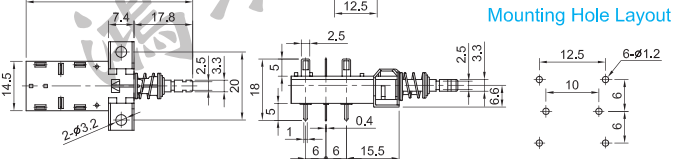

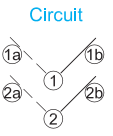
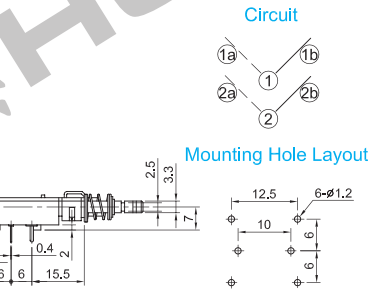

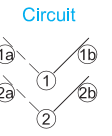
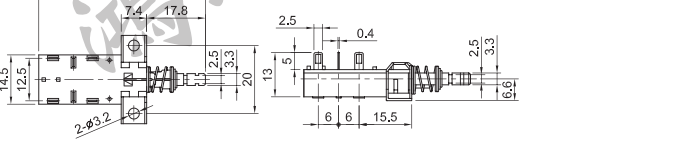

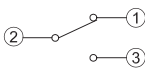
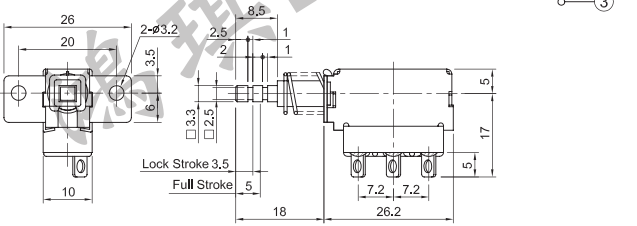


POWER SWITCHES (PUSH TYPE)

<p>PWL-2P1T-T 2X(M3X0.5mm)</p> <ul style="list-style-type: none"> • Rating: AC125/250V 6A • Stroke: Full 4.5 Lock 3.0mm • Force: 800±150gf • Life: UL/C-UL: 6,000 Cycles ENEC: 10,000 Cycles   	<p>PWL-2P1T-P</p> <ul style="list-style-type: none"> • Rating: AC125/250V 6A • Stroke: Full 4.5 Lock 3mm • Force: 560±150gf • Life: UL/C-UL: 6,000 Cycles ENEC: 10,000 Cycles   
<p>PWL-2P1T-H 2Xϕ3.2mm</p> <ul style="list-style-type: none"> • Rating: AC125/250V 6A • Stroke: Full 4.5 Lock 3.0mm • Force: 560±150gf • Life: UL/C-UL: 6,000 Cycles ENEC: 10,000 Cycles   	<p>PWL-2P2T-T 2X(M3X0.5mm)</p> <ul style="list-style-type: none"> • Rating: AC125/250V 6A • Stroke: Full 4.5 Lock 3.0mm • Force: 800±150gf • Life: UL/C-UL: 6,000 Cycles ENEC: 10,000 Cycles   
<p>PWL-2P2T-P</p> <ul style="list-style-type: none"> • Rating: AC125/250V 6A • Stroke: Full 4.5 Lock 3mm • Force: 560±150gf • Life: UL/C-UL: 6,000 Cycles ENEC: 10,000 Cycles   	<p>PWL-2P2T-H 2Xϕ3.2mm</p> <ul style="list-style-type: none"> • Rating: AC125/250V 6A • Stroke: Full 4.5 Lock 3.0mm • Force: 560±150gf • Life: UL/C-UL: 6,000 Cycles ENEC: 10,000 Cycles   
<p>SPT2110D ON-ON</p> <ul style="list-style-type: none"> • Rating: AC125V 10A AC250V 5A • Stroke: Full 5 Lock 3.5mm • Force: 1kgf Max. • Life: 10,000 Cycles • UL, CSA   	<p>SPT2210N ON-ON</p> <ul style="list-style-type: none"> • Rating: AC125V 10A AC250V 5A • Stroke: Full 5 Lock 3.5mm • Force: 1kgf Max. • Life: 10,000 Cycles • UL, CSA 