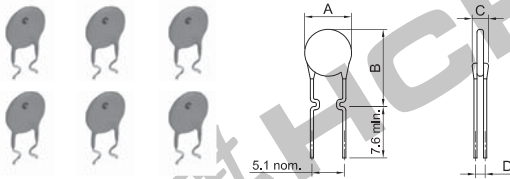


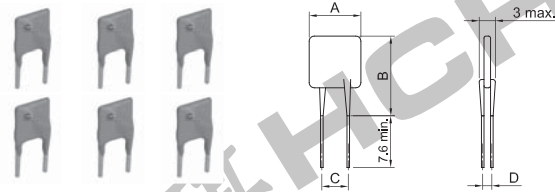
DIP PPTC CIRCUIT PROTECTORS **UL.CSA.TÜV**

PPTC410 (Voltage 30V)
PPTC411 (Voltage 60V)



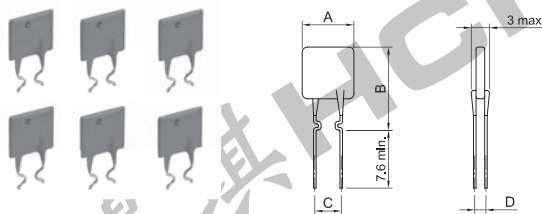
PARTS NO.	I hold	I trip	V max. (V)	I max. (A)	Dimension (mm)			
					A max.	B max.	C max.	D typ.
PPTC410F110	1.10	2.20	30	40	8.90	14.00	3.00	0.87
PPTC410F135	1.35	2.70	30	40	8.90	18.90	3.00	0.87
PPTC410F160	1.60	3.20	30	40	10.20	16.80	3.00	0.87
PPTC410F185	1.85	3.70	30	40	12.00	18.40	3.00	0.87
PPTC411F010	0.10	0.20	60	40	7.40	12.70	3.10	1.03
PPTC411F020	0.20	0.40	60	40	7.40	12.70	3.10	1.04
PPTC411F040	0.40	0.80	60	40	7.40	13.70	3.10	1.04
PPTC411F050	0.50	1.00	60	40	7.90	13.70	3.10	1.04
PPTC411F075	0.75	1.50	60	40	10.40	16.00	3.10	1.04
PPTC411F090	0.90	1.80	60	40	11.70	16.70	3.10	1.04

PPTC420 (Voltage 16V)
PPTC421 (Voltage 30V)



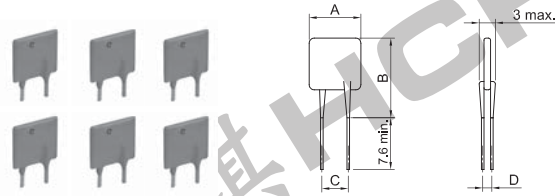
PARTS NO.	I hold	I trip	V max. (V)	I max. (A)	Dimension (mm)			
					A max.	B max.	C nom.	D typ.
PPTC420F300	3.00	5.10	16	100	7.10	11.00	5.10	0.81
PPTC420F500	5.00	8.50	16	100	10.40	14.30	5.10	0.81
PPTC420F1100	11.00	22.00	16	100	24.20	32.90	10.20	1.17
PPTC421F300	3.00	6.00	30	40	12.00	18.30	5.10	1.17
PPTC421F400	4.00	8.00	30	40	14.40	24.80	5.10	1.17
PPTC421F500	5.00	10.00	30	40	17.40	24.90	10.20	1.17
PPTC421F600	6.00	12.00	30	40	19.30	31.90	10.20	1.17
PPTC421F700	7.00	14.00	30	40	22.10	29.80	10.20	1.17
PPTC421F800	8.00	16.00	30	40	24.20	32.90	10.20	1.17
PPTC421F900	9.00	18.00	30	40	24.20	32.90	10.20	1.17

PPTC510 (Operating temperature -40°C~125°C)



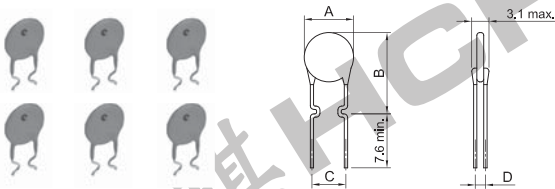
PARTS NO.	I hold	I trip	V max. (V)	I max. (A)	Dimension (mm)			
					A max.	B max.	C nom.	D typ.
PPTC510F070	0.70	1.40	16	40	6.86	10.80	5.10	0.96
PPTC510F200	2.00	3.80	16	100	9.40	14.00	5.10	0.91

PPTC520 (Operating temperature -40°C~125°C)



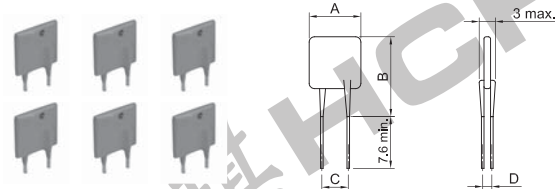
PARTS NO.	I hold	I trip	V max. (V)	I max. (A)	Dimension (mm)			
					A max.	B max.	C nom.	D typ.
PPTC520F450	4.50	7.80	16	100	10.40	15.60	5.10	1.21
PPTC520F650	6.50	12.00	16	100	12.70	22.20	5.10	1.21
PPTC520F750	7.50	13.10	16	100	14.00	23.50	5.10	1.21
PPTC520F1300	13.00	24.00	16	100	23.50	28.70	10.20	1.40

PPTC610 (High voltage type 72V)



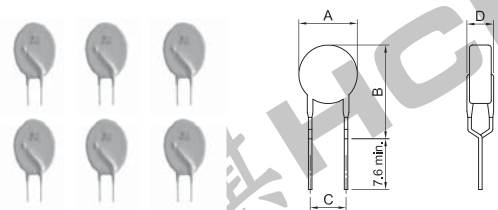
PARTS NO.	I hold	I trip	V max. (V)	I max. (A)	Dimension (mm)			
					A max.	B max.	C nom.	D typ.
PPTC610F020	0.20	0.40	72	40	7.40	12.70	5.10	1.04
PPTC610F025	0.25	0.50	72	40	7.40	12.70	5.10	1.04
PPTC610F030	0.30	0.60	72	40	7.40	13.40	5.10	1.04
PPTC610F040	0.40	0.80	72	40	7.40	13.70	5.10	1.04
PPTC610F050	0.50	1.00	72	40	7.90	13.70	5.10	1.04
PPTC610F065	0.65	1.30	72	40	9.70	15.20	5.10	1.04
PPTC610F075	0.75	1.50	72	40	10.40	16.00	5.10	1.04
PPTC610F090	0.90	1.80	72	40	11.70	16.70	5.10	1.04

PPTC620 (High voltage type 72V)



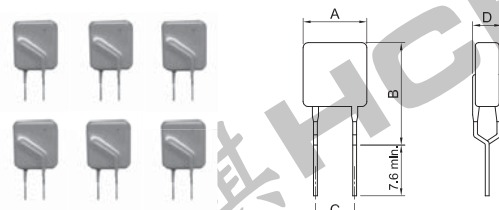
PARTS NO.	I hold	I trip	V max. (V)	I max. (A)	Dimension (mm)			
					A max.	B max.	C nom.	D typ.
PPTC620F110	1.10	2.20	72	40	10.84	16.84	5.10	1.34
PPTC620F135	1.35	2.70	72	40	12.26	18.26	5.10	1.34
PPTC620F160	1.60	3.20	72	40	13.94	19.94	5.10	1.34
PPTC620F185	1.85	3.70	72	40	15.18	21.18	5.10	1.34
PPTC620F250	2.50	5.00	72	40	17.84	23.84	10.20	1.34
PPTC620F300	3.00	6.00	72	40	20.67	26.67	10.20	1.34
PPTC620F375	3.75	7.50	72	40	23.51	29.51	10.20	1.34

PPTC630 (High voltage type 240V)



PARTS NO.	I hold	I trip	V max. (V)	I max. (A)	Dimension (mm)			
					A max.	B max.	C max.	D max.
PPTC630F005	0.05	0.12	240	1	8.30	12.90	5.10	3.80
PPTC630F008	0.08	0.19	240	1	8.30	12.90	5.10	3.80
PPTC630F012	0.12	0.30	240	1	8.30	12.90	5.10	3.80
PPTC630F016	0.16	0.37	240	2	9.90	13.80	5.10	3.80

PPTC640 (High voltage type 240V)



PARTS NO.	I hold	I trip	V max. (V)	I max. (A)	Dimension (mm)			
					A max.	B max.	C max.	D max.
PPTC640F025	0.25	0.56	240	4	10.00	20.00	5.10	3.80
PPTC640F033	0.33	0.74	240	5	11.40	20.00	5.10	3.80
PPTC640F040	0.40	0.90	240	6	11.50	20.90	5.10	3.80
PPTC640F055	0.55	1.25	240	7	14.00	22.40	5.10	4.10