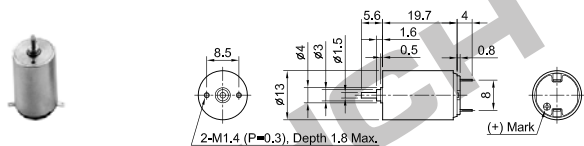


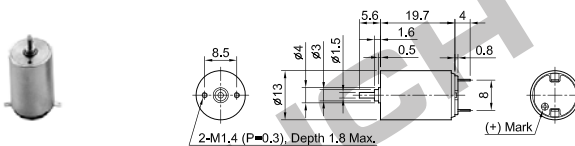
CORELESS MOTORS

CRS1331 (ø13X20.5mm)



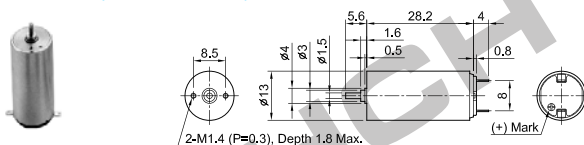
Part No.	CRS1331	CRS1332	CRS1333	CRS1334
Rated Voltage (V)	3	3	6	6
Rated Output (W)	0.434	0.32	1.04	0.811
Rated Torque (mNm)	0.5	0.5	1	1
Rated Speed (min ⁻¹)	8,290	6,120	9,920	7,740
Rated Current (mA)	194	149	242	196
No-load Speed (min ⁻¹)	9,790	7,350	12,100	10,200
No-load Current (mA)	23.3	19.5	23	13.8
Starting Torque (mNm)	3.28	2.98	5.55	4.22
Starting Current (mA)	1,150	792	1,240	780
Direction of Rotation	CW			
No of Commutator Segments	5			
Weight (g)	13.6			

CRS1335 (ø13X20.5mm)



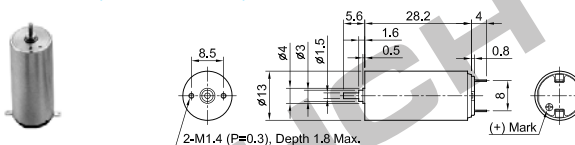
Part No.	CRS1335	CRS1336	CRS1337
Rated Voltage (V)	6	12	12
Rated Output (W)	0.374	1.13	0.806
Rated Torque (mNm)	0.5	1	1
Rated Speed (min ⁻¹)	7,150	10,800	7,700
Rated Current (mA)	78.3	124	93.7
No-load Speed (min ⁻¹)	8,260	12,900	9,940
No-load Current (mA)	7.8	8	5.7
Starting Torque (mNm)	3.71	6.34	4.44
Starting Current (mA)	531	738	396
Direction of Rotation	CW		
No of Commutator Segments	5		
Weight (g)	13.6		

CRS1361 (ø13X29mm)



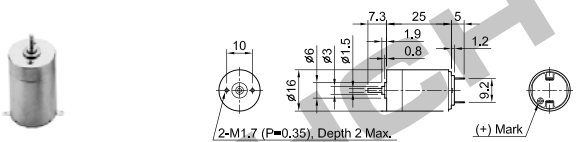
Part No.	CRS1361	CRS1362	CRS1363	CRS1364
Rated Voltage (V)	6	6	6	12
Rated Output (W)	0.903	0.781	0.634	2.01
Rated Torque (mNm)	1	1	1	2
Rated Speed (min ⁻¹)	8,620	7,450	6,050	9,600
Rated Current (mA)	185	165	136	225
No-load Speed (min ⁻¹)	9,670	8,550	7,110	11,800
No-load Current (mA)	16.7	15.2	11.5	16.8
Starting Torque (mNm)	9.31	7.82	6.81	10.9
Starting Current (mA)	1,590	1,180	854	1,140
Direction of Rotation	CW			
No of Commutator Segments	5			
Weight (g)	20.4			

CRS1365 (ø13X29mm)



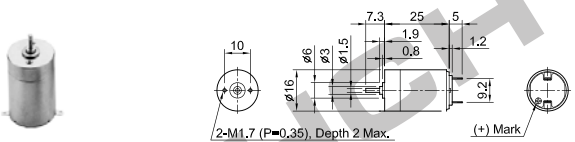
Part No.	CRS1365	CRS1366	CRS1367
Rated Voltage (V)	12	12	24
Rated Output (W)	1.26	0.792	1.98
Rated Torque (mNm)	1.5	1.2	2
Rated Speed (min ⁻¹)	7,990	6,310	9,450
Rated Current (mA)	134	86.7	111
No-load Speed (min ⁻¹)	9,590	7,580	11,700
No-load Current (mA)	8	7	7.5
Starting Torque (mNm)	9.02	7.12	10.5
Starting Current (mA)	766	480	547
Direction of Rotation	CW		
No of Commutator Segments	5		
Weight (g)	20.4		

CRS1651 (ø16X26.2mm)



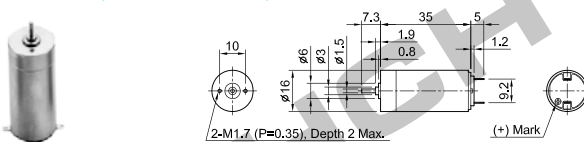
Part No.	CRS1651	CRS1652	CRS1653	CRS1654
Rated Voltage (V)	6	6	6	12
Rated Output (W)	0.253	0.371	0.561	0.339
Rated Torque (mNm)	0.49	0.588	0.588	0.49
Rated Speed (min ⁻¹)	4,930	6,020	9,100	6,610
Rated Current (mA)	57.2	80	134	39.7
No-load Speed (min ⁻¹)	5,860	6,800	10,800	7,910
No-load Current (mA)	6.7	9.8	22.3	5.3
Starting Torque (mNm)	3.1	5.15	3.76	3.04
Starting Current (mA)	319	612	722	219
Direction of Rotation	CW			
No of Commutator Segments	5			
Weight (g)	24.3			

CRS1655 (ø16X26.2mm)



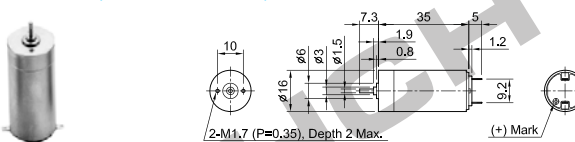
Part No.	CRS1655	CRS1656	CRS1657
Rated Voltage (V)	12	12	24
Rated Output (W)	0.723	2.1	1.1
Rated Torque (mNm)	0.785	1.47	0.98
Rated Speed (min ⁻¹)	8,800	13,600	10,700
Rated Current (mA)	81.5	227	62.7
No-load Speed (min ⁻¹)	10,600	16,000	12,700
No-load Current (mA)	7.7	14.7	6.8
Starting Torque (mNm)	4.64	9.79	6.3
Starting Current (mA)	436	1,400	359
Direction of Rotation	CW		
No of Commutator Segments	5		
Weight (g)	24.3		

CRS1681 (ø16X36.2mm)



Part No.	CRS1681	CRS1682	CRS1683
Rated Voltage (V)	6	6	12
Rated Output (W)	0.385	0.839	1.42
Rated Torque (mNm)	0.883	1.47	1.96
Rated Speed (min ⁻¹)	4,160	5,450	6,930
Rated Current (mA)	81.2	169	150
No-load Speed (min ⁻¹)	4,850	6,090	8,320
No-load Current (mA)	5	8	6
Starting Torque (mNm)	6.25	14	11.9
Starting Current (mA)	534	1,500	862
Direction of Rotation	CW		
No of Commutator Segments	5		
Weight (g)	36.3		

CRS1684 (ø16X36.2mm)



Part No.	CRS1684	CRS1685	CRS1686
Rated Voltage (V)	12	24	24
Rated Output (W)	1.42	1.15	1.13
Rated Torque (mNm)	1.42	0.98	0.98
Rated Speed (min ⁻¹)	9,530	11,200	11,100
Rated Current (mA)	150	59.5	55.7
No-load Speed (min ⁻¹)	10,700	12,300	11,900
No-load Current (mA)	8	6.5	4.7
Starting Torque (mNm)	13.3	11.6	14.6
Starting Current (mA)	1,260	624	748
Direction of Rotation	CW		
No of Commutator Segments	5		
Weight (g)	36.3		