


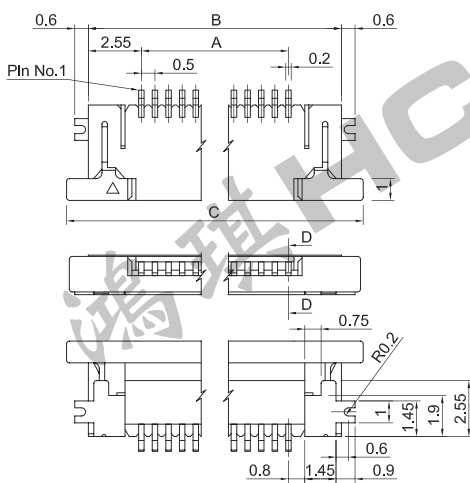
FPC • FFC CONNECTOR

PITCH:0.5mm H:1.8mm
CONTACT POINT TOP SIDE
FPC1 SERIES

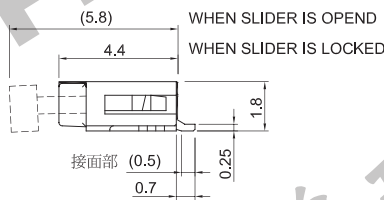
- Rating: AC/DC50V 500mA
- Contact Resistance: 50mΩ Max.
- Insulation Resistance: 100Ω Min. at DC250V
- Dielectric Strength: AC250V for 1 Minute
- Pitch: 0.5mm
- Height: 1.8mm
- No. of Poles: 4~50 Poles
- Operating Temperature: -40 ~ +105°C
- Package: 3,000 Pcs/Reel



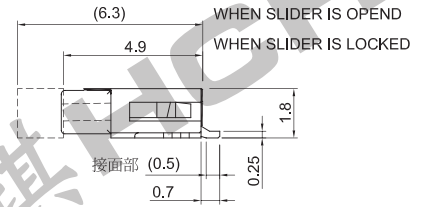
FPC1-□□



FPC1-□□ (4~20 PIN)



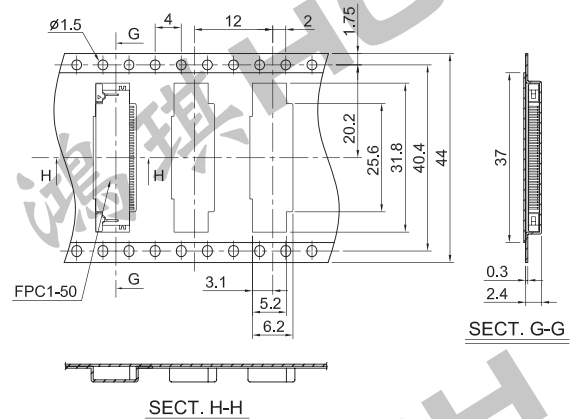
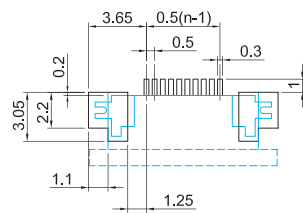
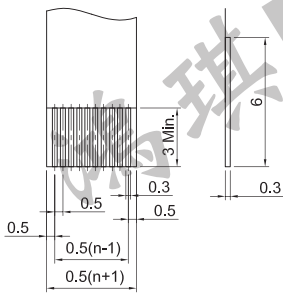
FPC1-□□ (21~50 PIN)



FPC • FFC Dimensions

Pad Layout

Taping Package



PARTS NO.	PIN	A	B	C	PARTS NO.	PIN	A	B	C	PARTS NO.	PIN	A	B	C	PARTS NO.	PIN	A	B	C
FPC1-04	4	1.5	6.6	8.6	FPC1-16	16	7.5	12.6	14.6	FPC1-28	28	13.5	18.6	20.6	FPC1-40	40	19.5	24.6	26.6
FPC1-05	5	2.0	7.1	9.1	FPC1-17	17	8.0	13.1	15.1	FPC1-29	29	14.0	19.1	21.1	FPC1-41	41	20.0	25.1	27.1
FPC1-06	6	2.5	7.6	9.6	FPC1-18	18	8.5	13.6	15.6	FPC1-30	30	14.5	19.6	21.6	FPC1-42	42	20.5	25.6	27.6
FPC1-07	7	3.0	8.1	10.1	FPC1-19	19	9.0	14.1	16.1	FPC1-31	31	15.0	20.1	22.1	FPC1-43	43	21.0	26.1	28.1
FPC1-08	8	3.5	8.6	10.6	FPC1-20	20	9.5	14.6	16.6	FPC1-32	32	15.5	20.6	22.6	FPC1-44	44	21.5	26.6	28.6
FPC1-09	9	4.0	9.1	11.1	FPC1-21	21	10.0	15.1	17.1	FPC1-33	33	16.0	21.1	23.1	FPC1-45	45	22.0	27.1	29.1
FPC1-10	10	4.5	9.6	11.6	FPC1-22	22	10.5	15.6	17.6	FPC1-34	34	16.5	21.6	23.6	FPC1-46	46	22.5	27.6	29.6
FPC1-11	11	5.0	10.1	12.1	FPC1-23	23	11.0	16.1	18.1	FPC1-35	35	17.0	22.1	24.1	FPC1-47	47	23.0	28.1	30.1
FPC1-12	12	5.5	10.6	12.6	FPC1-24	24	11.5	16.6	18.6	FPC1-36	36	17.5	22.6	24.6	FPC1-48	48	23.5	28.6	30.6
FPC1-13	13	6.0	11.1	13.1	FPC1-25	25	12.0	17.1	19.1	FPC1-37	37	18.0	23.1	25.1	FPC1-49	49	24.0	29.1	31.1
FPC1-14	14	6.5	11.6	13.6	FPC1-26	26	12.5	17.6	19.6	FPC1-38	38	18.5	23.6	25.6	FPC1-50	50	24.5	29.6	31.6
FPC1-15	15	7.0	12.1	14.1	FPC1-27	27	13.0	18.1	20.1	FPC1-39	39	19.0	24.1	26.1					